

**“Citizenship: The Value Of Social
Participation. A Comparison
Between Young People With And
Without Cerebral Palsy (CP)”**

Polly Yeung

Cerebral Palsy Association, WA

**Citizenship: The Value of
Social Participation. A
Comparison between Young
People with and without
Cerebral Palsy**
Polly Yeung

**PhD student, School of Occupational Therapy, Curtin
University of Technology**


**Senior Service Development, Independent Living
Programme, The Centre for Cerebral Palsy**

What is Citizenship?

- “To establish themselves as individuals with a sense of self and some legitimacy, by exercising their expanding abilities which make them effective in the larger society”

(Kleiber & Rickards, 1985, p.289).

- As a collection of rights and obligations that define a person as

Curtin  competent member of society
University of Technology
(Turner, 1996)

Background

- Decreased participation among youth with disabilities (Brown & Gordon, 1987)
- Decreased levels of social involvement with age (Sloper et al., 1990)
- More challenges during transition to adulthood
- Focus on economic roles (Wadsworth & Harper, 1993)
- Limited resources to support social

- Social Participation: competence.

Social Participation

- A fundamental human right (enshrined in the Universal Declaration of Human Rights) and need
- Social capital – formation of relationships and social networks (Bullen & Onyx, 1998)
- High levels of social participation and social connectedness → better wellbeing (Baum et al., 2000; Berkman & Glass, 2003)
- Enhancing health protective factors

Purpose of this Study

- To assess the level of social participation in various life areas of young people with cerebral palsy (CP) in comparison with young people without CP

Method

- Design
- Cross-sectional study
- Purposive Sampling*
- 340 young adults
 - (77% F & 23% M)
- 33 young adults with CP
 - (48% F & 52% M)

Inclusion Criteria:

- Age between 18 to 30
- Completed year 10 of secondary school or above
- Living at home or independently in the community
- Ability to understand both verbal and written information and capacity to respond to questions during an interview

- Data Collection
- Citizenship Inventory
- A mailed self-report
- Citizenship Capacity Questionnaire

Demographic Details

Socio-demographic characteristics of young people with and without CP

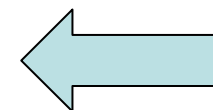
Characteristics	Young People N=150 (%)	Young People with CP N=33 (%)
Age		
Mean (SD)	22.5 (3.62)	23.8 (4.34)
Gender		
Male	78 (52.0)	17 (52.0)
Female	72 (48.0)	16 (48.0)
Education		
Mean (SD)	4.0 (9.4)	3.5 (1.2)
Year 10	0 (0.0)	4 (12.1)
Year 12	65 (43.3)	20 (60.6)
Certificate/Diploma	20 (13.3)	3 (9.1)
Degree or above	63 (42.0)	6 (18.2)
Other	1 (0.7)	0 (0.0)
Income (fortnight)		
Mean (SD)	5.5 (2.0)	5.0 (1.6)
Nil income	6 (4.0)	1 (3.0)
\$1-\$299	43 (28.7)	8 (24.2)
\$300-\$999	59 (39.4)	23 (69.7)
\$1,000 or more	41 (27.3)	1 (3.0)

Results

- Citizenship Capacity Questionnaire
- Battery of instruments
- Citizenship Inventory
 - 18 items (5-point Likert scale) ranging from “not in the past year” to “several times a week”
- Principal components analysis
 - Five types of activity
 - » Social (5 items)
 - » Community support (5 items)
 - » Skill-based (2 items)
 - » Recreation (2 items)
 - » Self-improvement (1 item)

Participation in Citizenship Inventory

	Young People with CP Mean (SD)	Young People w/out CP Mean (SD)	t- test <i>p</i> - value
Social (5- item)			
Went to a café or restaurant with friends	2.94 (1.09)	3.38 (0.89)	0.011*
Went to a party or dance	1.94 (0.79)	2.77 (0.87)	0.000*
Went to a club for socializing	2.38 (1.45)	2.89 (1.18)	0.040*
Visited friends or had friends visited	3.52 (1.23)	4.31 (0.80)	0.001*
Went to the cinema or theatre with friends	2.70 (0.92)	2.55 (0.78)	0.239
Community Support (5- item)			
Volunteered some of your time to help others on your own	2.21 (1.58)	2.12 (1.20)	0.494
Walk/run/cycle/donate for charity purpose	1.23 (0.49)	1.63 (0.83)	0.000*
Visited neighbours or had neighbours visit	2.55 (1.40)	2.45 (1.20)	0.745
Attended church/religious activities	2.85 (1.66)	1.98 (1.31)	0.005*
Participated in a volunteer organization or group	1.75 (1.34)	1.94 (1.30)	0.666
Skill- based (2- item)			
Singing/acting/musician in a group	1.21 (0.70)	1.44 (1.11)	0.189
Participated in a service club	1.36 (0.93)	1.21 (0.67)	0.208
Recreation (2- item)			
Played in team/group sports	1.88 (1.41)	2.51 (1.47)	0.025*
Participated in a hobby group	1.85 (1.46)	2.03 (1.39)	0.301
Self- improvement (1- item)			
Participated in a self- help or support group	1.09 (0.30)	1.13 (0.47)	0.644

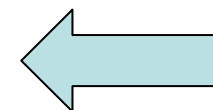


* Significant differences $p < 0.05$

Scale: 1= not in the past year, 2= a few times a year, 3= at least once a month, 4= once a week, and 5= several times a week

Participation in Citizenship Inventory

	Young People with CP Mean (SD)	Young People w/out CP Mean (SD)	t- test <i>p</i> - value
Social (5- item)			
Went to a café or restaurant with friends	2.94 (1.09)	3.38 (0.89)	0.011*
Went to a party or dance	1.94 (0.79)	2.77 (0.87)	0.000*
Went to a club for socializing	2.38 (1.45)	2.89 (1.18)	0.040*
Visited friends or had friends visited	3.52 (1.23)	4.31 (0.80)	0.001*
Went to the cinema or theatre with friends	2.70 (0.92)	2.55 (0.78)	0.239
Community Support (5- item)			
Volunteered some of your time to help others on your own	2.21 (1.58)	2.12 (1.20)	0.494
Walk/run/cycle/donate for charity purpose	1.23 (0.49)	1.63 (0.83)	0.000*
Visited neighbours or had neighbours visit	2.55 (1.40)	2.45 (1.20)	0.745
Attended church/religious activities	2.85 (1.66)	1.98 (1.31)	0.005*
Participated in a volunteer organization or group	1.75 (1.34)	1.94 (1.30)	0.666
Skill- based (2- item)			
Singing/acting/musician in a group	1.21 (0.70)	1.44 (1.11)	0.189
Participated in a service club	1.36 (0.93)	1.21 (0.67)	0.208
Recreation (2- item)			
Played in team/group sports	1.88 (1.41)	2.51 (1.47)	0.025*
Participated in a hobby group	1.85 (1.46)	2.03 (1.39)	0.301
Self- improvement (1- item)			
Participated in a self- help or support group	1.09 (0.30)	1.13 (0.47)	0.644

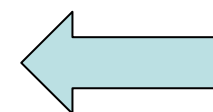


* Significant differences $p < 0.05$

Scale: 1= not in the past year, 2= a few times a year, 3= at least once a month, 4= once a week, and 5= several times a week

Participation in Citizenship Inventory

	Young People with CP Mean (SD)	Young People w/out CP Mean (SD)	t- test <i>p</i> - value
Social (5- item)			
Went to a café or restaurant with friends	2.94 (1.09)	3.38 (0.89)	0.011*
Went to a party or dance	1.94 (0.79)	2.77 (0.87)	0.000*
Went to a club for socializing	2.38 (1.45)	2.89 (1.18)	0.040*
Visited friends or had friends visited	3.52 (1.23)	4.31 (0.80)	0.001*
Went to the cinema or theatre with friends	2.70 (0.92)	2.55 (0.78)	0.239
Community Support (5- item)			
Volunteered some of your time to help others on your own	2.21 (1.58)	2.12 (1.20)	0.494
Walk/run/cycle/donate for charity purpose	1.23 (0.49)	1.63 (0.83)	0.000*
Visited neighbours or had neighbours visit	2.55 (1.40)	2.45 (1.20)	0.745
Attended church/religious activities	2.85 (1.66)	1.98 (1.31)	0.005*
Participated in a volunteer organization or group	1.75 (1.34)	1.94 (1.30)	0.666
Skill- based (2- item)			
Singing/acting/musician in a group	1.21 (0.70)	1.44 (1.11)	0.189
Participated in a service club	1.36 (0.93)	1.21 (0.67)	0.208
Recreation (2- item)			
Played in team/group sports	1.88 (1.41)	2.51 (1.47)	0.025*
Participated in a hobby group	1.85 (1.46)	2.03 (1.39)	0.301
Self- improvement (1- item)			
Participated in a self- help or support group	1.09 (0.30)	1.13 (0.47)	0.644



* Significant differences $p < 0.05$

Scale: 1= not in the past year, 2= a few times a year, 3= at least once a month, 4= once a week, and 5= several times a week

Barriers to Participate in Activities

Barriers Ranked	People with CP (%)	People w/out CP (%)	Barriers Ranked
Personal disability or other health issues	71.9	95.9	Lack of time
Lack of information	62.6	79.9	Lack of information
Lack of interesting social options/activities	62.5	79.2	Lack of knowledge about how to get involved
Lack of knowledge about how to get involved	59.4	77.6	Lack of money
Lack of money	59.4	72.5	Not interested in participating
Lack of self-confidence	59.4	61.9	No one to go with
Negative public attitudes	56.2	60.7	Lack of interesting social options/activities
Poor access to public/private facilities	53.1	47.6	Lack of self-confidence
No one to go with	50.0	22.1	Negative public attitudes
Not interested in participating	46.9	20.7	Poor access to public/private facilities
Lack of time	43.7	9.9	Personal disability or other health issues

Discussion

- Citizenship: contribution, inclusion, equal opportunity and a barrier-free context (Yeung, Passmore, & Packer, 2007)
- Hierarchical model of leisure constraints (Crawford, Jackson & Godbey, 1990)
- Participation in the social life of the community is still low among young people with CP
- Limited social networks and friends
- Poor fit between person and occupation
- Community support related activities are low in both groups (Bowes et al., 1996; Flanagan et al., 1999)

Acknowledgment

- Funding and Support



Active Citizens Or Passive Recipients: How Australian Young People With Cerebral Palsy Define Citizenship

Polly Yeung

**PhD student, School of Occupational Therapy, Curtin
University of Technology**

**Senior Service Development, Independent Living
Programme, The Centre for Cerebral Palsy**



Dr. Anne Passmore

Associate Professor, School of Occupational Therapy